

Barius European Opportunities I

Status: 06/30/2022

Marketing information

Fund portrait

The Barius European Opportunities fund seeks long-term growth of capital.

The investment strategy of the Barius European Opportunities fund pursues long-term participations in the earnings power of smaller growth companies headquartered in Western Europe. The portfolio comprises mainly companies with a market capitalization of up to EUR 1 billion that enjoy strong competitive positions in their niche segments and offer superior and sustainable growth rates. The focus of the investment strategy is to identify so-called free cash flow compounders and to take positions in these companies with a long-term time horizon. The selection of securities is based on a fundamental evaluation process. In addition to quantitative analyses, due diligence activities concentrate on qualitative assessments, in which the companies are being appraised for the sustainability of their profitability, growth potential, strategic competitive positioning and unique selling propositions.

Fund advisor description

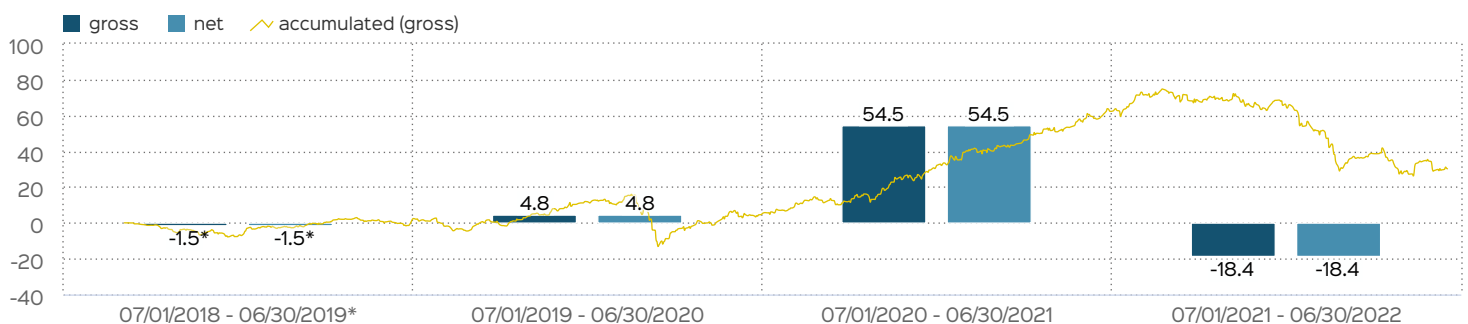
Barius Capital Management GmbH is a specialized investment advisor for capital market niches that incorporate information inefficiencies. As an independent and owner-managed company, our focus rests on the uncorrupted investment process and that investment decisions are free of any external guidelines.

We proactively collect and validate information through our own research. From these activities, our investment ideas are generated independently. Our investment compass is based on a fundamental orientation combined with an absolute return objective. We see ourselves as business owners and look for entrepreneurs in our investments.

Fund profile

Fund name	Barius European Opportunities
Share class	I
ISIN	DE000A2JF873
WKN	A2JF87
Launch date	09/03/2018
Total fund assets	10.62 million EUR
NAV	130.18 EUR
Issue price	130.18 EUR
Redemption price	130.18 EUR
Fund currency	EUR
Active management	yes
Issue charge	0.00 %
Redemption charge	0.00 %
End of fiscal year	Aug 31
Dividend	Accumulation
Total expense ratio	1.40 %
Management fee	therefrom 1.20 % p.a.
Custodian fee	therefrom 0.07 % p.a.
Performance fee	Yes, during the last fiscal year 7.07 % (See details "Important notes").
Capital accumulation benefits capable	no
Possibility of savings plan	no
Single investment capable	yes (minimum 500,000.00 EUR)
Registered for distribution	DE
Cut-off time	04:00 pm
Minimum equity participation	min. 51%

Performance in 12-months-periods



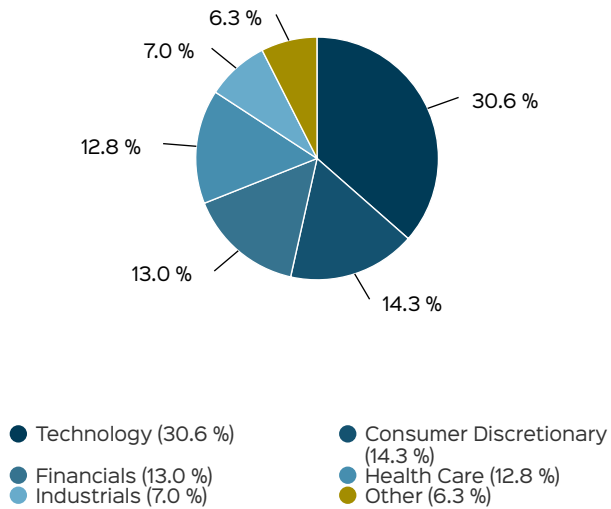
Past performance is not a reliable indicator of future performance. All performance assumes a reinvestment of the distributions and an investment amount of 500,000 EUR and comprises twelve months each. The values marked with an * refer to a shorter period of time (since launch). Net performance: In addition to all costs incurred in the fund, the respective issue charge is also taken into account. This is deducted from the investment amount at the beginning of

the performance period presented. The redemption charge, if such a discount is levied, will be deducted when the fund units are returned. Any custody fee that may be incurred that reduces performance is not taken into account. Gross performance: Corresponds to the net value development, but does not take into account an issue charge.

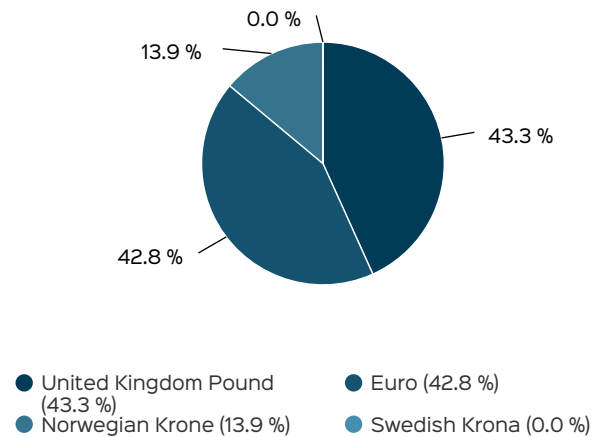
Barius European Opportunities I

Status: 06/30/2022

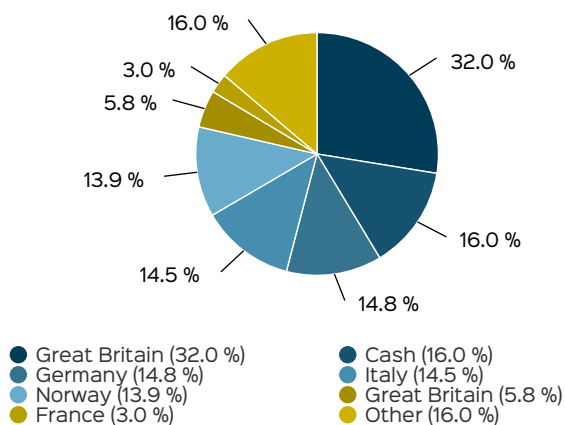
Breakdown by industries



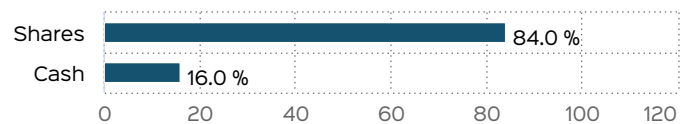
Breakdown by currencies incl. derivatives



Breakdown by countries



Asset Allocation



Key figures

Open foreign currency ratio	57.19 %
Duration of loss in days	301
Volatility	13.98 %

Performance in periods

	cumulative	p.a.
current year	-22.69 %	
1 month	-2.85 %	
3 months	-4.57 %	
6 months	-22.69 %	
1 year	-18.42 %	-18.42 %
3 years	32.12 %	9.73 %
5 years		
10 years		
since launch	30.18 %	7.14 %

Past performance is not indicative of future returns.

Top securities

CRANEWARE PLC	9.04 %
MERCELL HOLDING NK-,20	8.14 %
B+C SPEAKERS S.P.A.	6.36 %
LIMES SCHLOSSKLINIK. O.N.	6.27 %
ESSENSYS PLC LS-,0025	5.79 %
EQS GROUP AG NA O.N.	4.98 %
CARETECH HLDGS LS -,005	4.87 %
SOPHEON PLC LS-,20	4.29 %
PITECO S.P.A.	4.20 %
DWF GROUP PLC LS-,01	4.17 %

Contact: Fund manager

Barius Capital Management GmbH
 Tal 36
 80331 Munich
 Phone: +49 89 2307 605 00
 E-mail: info@bariuscapital.com
 Internet: <http://www.barius.eu>

Contact: Distributor

DWPT Deutsche Wertpapierreuehand GmbH
 Ringstraße 79
 91074 Herzogenaurach
 Phone: 09132-750 300
 Internet: <https://deutsche.wertpapierreuehand.de>

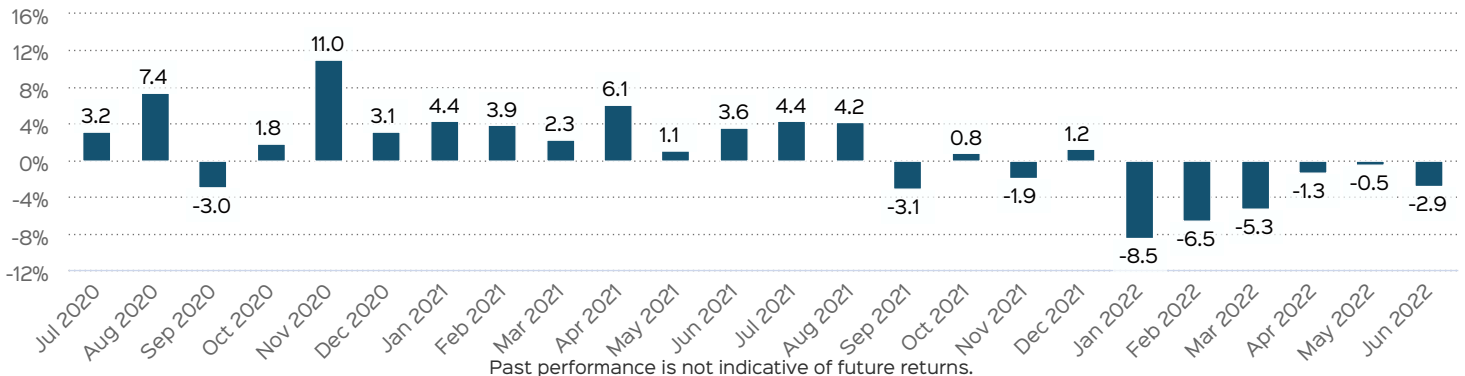
Barius European Opportunities I

Status: 06/30/2022

Performance on a monthly basis

All figures in percent

Year	Jan	Feb	Mar	Apr	May	Jun	Jul	Aug	Sep	Oct	Nov	Dec	Performance current year
2020	-0.46	-3.37	-14.05	10.18	2.42	-0.35	3.22	7.40	-3.03	1.83	11.02	3.14	16.52
2021	4.36	3.94	2.27	6.06	1.09	3.62	4.40	4.24	-3.10	0.80	-1.90	1.20	30.05
2022	-8.48	-6.55	-5.27	-1.31	-0.47	-2.85							-22.69



Important notes

Source of all data unless indicated otherwise: HANSAINVEST.

This is a marketing communication. Please read the [sales prospectus](#) (in German) and the [key investor information](#) (in German) before making a final investment decision. The basis for the purchase is formed by the applicable sales documents, which contain detailed information on the individual risks associated with the investment. The sales prospectus and the key investor information are exclusively available in German and in electronic form. We will send you printed copies free of charge on request.

The net asset value of investment funds is subject to fluctuations to differing degrees, and is no guarantee that the investment objectives will be achieved. There is the risk that the investor will suffer a financial loss as a result of the investment acquired.

By acquiring the investment acquired, the investor merely acquires units in a fund and not the underlying assets of the fund, e.g. a building or shares in a company.

Performance is calculated using the [BVI method](#) (in German). Information on the precise method of performance calculation can be found in German on the Internet under [Description of methods of calculation](#).

Future performance is subject to taxation. This is dependent on the personal situation of the respective investor and can change in future.

Total fund assets refer to the fund assets of all unit classes belonging to the fund. Total fund assets are shown in the currency of the unit class that was issued first.

The ongoing costs shown (total cost ratio) were incurred in the last financial year of the fund; for new funds, this is an estimate for the first financial year. The costs incurred can fluctuate from year to year and reduce the investor's earnings prospects. Further information on costs and any performance-based remuneration and

its composition can be found in the key investor information.

When investing in the fund Barius European Opportunities I, a performance fee is charged to the investor if the increase in value of the fund exceeds the specified money market investment as a benchmark. The performance fee is calculated as follows and reduces the positive performance of the investor. 12.5 % of the amount by which the share value development at the end of a settlement period exceeds the income from a money market investment used as a benchmark in that settlement period, but in total up to a maximum of 15 % of the average value in the settlement period. A negative performance must be made up.

Any percentages indicated in the investment structures or asset breakdowns shown generally relate to the total fund assets. Only a subset of the asset types is used as a basis in each case for the presentation of individual structures (e.g. for industries, only the share of equities), with the result that a total of 100% is not necessarily achieved.

The top securities (if indicated) are presented for a maximum of 60% of fund assets.

The figures shown are rounded, hence the totalled values can deviate from 100%.

The cut-off time refers to the daily close of order acceptance by the fund's depository bank. This is typically earlier for the investor's custodian office.

This document and the information contained in it are not intended for US persons and must not be disseminated in the United States.

A summary of investors' rights in German can be found on our website under [Compliance](#).

The sale of funds can be revoked at any time in accordance with the provisions of the German Investment Code.